

LLHB4 SERIES Industrial Lighting

LLHB4-80-150W-MCTP

POWER & CCT ADJUSTABLE 4TH GENERATION OF LINEAR HIGH BAYS



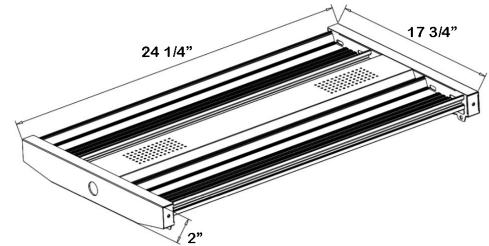
Ideal for replacement of conventional lighting systems such as HID and fluorescent. Applications include manufacturing warehousing and other large indoor spaces with mounting heights from 10ft. to 40ft. the fixture can be surface mounted also.

Customer Name: _____

Project Name: _____

Note: _____

Type: _____



24 1/4" (L) X 17 3/4" (W) X 2" (H)

Features

- High Quality LED Chips to provide high efficiency, heat dissipation
- Stability, and lumen maintenance
- Multi CCT and Power: The Switch is in the driver
- Polycarbonate lens, high flame retardant point.

Technical Specifications

Electrical:

- Voltage: 120~277V AC/50~60 Hz
- Wattage: 80W/110W/150W
- Power factor: >0.95
- Efficacy: 125LM/W

Mechanical:

- Surge protector
- Steel housing
- Steel Thickness: 24 Gauge
- V-hooks
- Aluminum LED board
- Operating temperature: -4°F ~ 131°F
- Suitable for damp locations
- 5-Year Warranty

Lighting:

- Dimming: 0~10V dimmable
- Multi CCT and Power: The Switch is on the driver
- Lens: Polycarbonate Lens
- Total lumens: 18750LM Max.
- Color temperatures: 3500K/ 4000K/ 5000K
- Color rendering index: >80
- Wide Beam angle
- LED SMD type: Edison 2835
- 50,000 hours rated life

Applications:

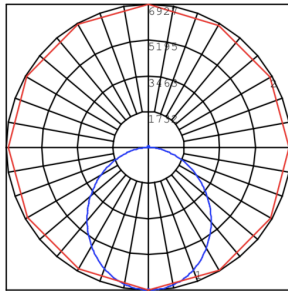
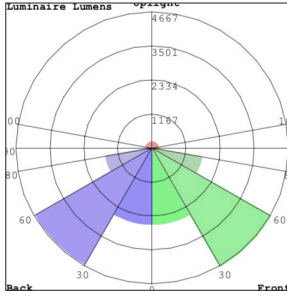
- Warehouse
- Manufacturing Plants Distribution Centers
- Industrial Commercial
- Grocery Stores Gymnasiums

Other Models:

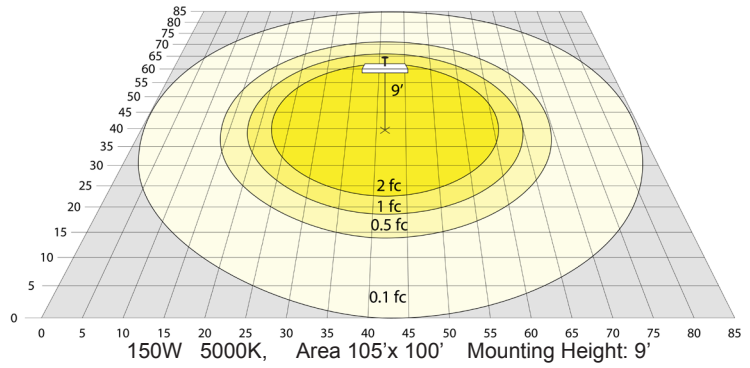
- 150W | 18750LM | LLHB4-80-150W- MCTP-BK



Photometrics: LLHB4-80-150W- MCTP



BUG Rating: B5-U3-G4



Other Views:



Front View



Side View



Back View

Performance Table: LLHB4-80-150W- MCTP

MODEL NO.	Wattage	Voltage	Lumens	Color Temp.	BUG Rating	LPW
LLHB4-80-150W- MCTP	80W	120~277V	10000LM	3500K	B4-U3-G2	125
	110W		13750LM	4000K		
	150W		18750LM	5000K		

Sample Ordering

Model Wattage Wattage Color Temp.

LLHB4 - 80W - 150W - MCTP

Accessory Options

SCL-GSY10 = HEAVY-DUTY ADJUSTABLE 10FT. 1/16" SUSPENSION KIT WITH Y-CONNECTOR & LOOP GRIPPER & HOOKS

SCL-GSY20 = HEAVY-DUTY ADJUSTABLE 20FT. 1/16" SUSPENSION KIT WITH Y-CONNECTOR & LOOP GRIPPER & HOOKS

LLHB4-RODKIT = OPTIONAL ROD KIT, 3-1/4" DIA. X 40" H

WEC-2MD-35 = SENSOR COMPONENT

LLHB4-150W-WG = WIRE GUARD FOR 150W

LLHB4-SMK = SURFACE MOUNTING OPTION

Factory-Installed Options

Blank = No Option

OPT-SEN-LLHB4 = MICROWAVE BI-LEVEL SENSOR

OPT-EM-HB4EXT = EXTERNAL EMERGENCY BATTERY BACKUP

OPT-FWH-63 = 6FT 3-WIRE WHIP

OPT-FWH-65 = 6FT 5-WIRE WHIP

OPT-FWH-66 = 6FT 6-WIRE WHIP

OPT-HBC-125TL-WH = 8FT, 15A, 125V, WHITE

OPT-HBC-277TL-WH = 8FT, 15A, 277V, WHITE

OPT-HBC-125SB-WH = 10FT, 15A, 125V, 18/3STR, WHT

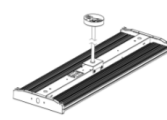
OPTIONAL ACCESSORIES



SCL-GSY10
SCL-GSY20



LLHB4-150W-WG
(Fixture Shown with
LLHB4-150W-WG)



LLHB4-RODKIT
(Fixture Shown with
LLHB4-RODKIT)




WEC-2MD-35
(Fixture Shown with
WEC-2MD-35)



LLHB4-SMK
(Fixture Shown with
LLHB4-SMK)

FACTORY-INSTALLED OPTION:



OPT-EM-HB4EXT



OPT-SEN-LLHB4

